

# Verderflex

## Rapide R17S



VERDERFLEX®

### Verderflex Rapide R17S Specifications

Standard Speeds	74, 139, 186 & 271 RPM
Control	Inverter Optional
Multi-channel	Up to 4 channels (when factory built)
Voltage	265/460V 60Hz (Single Phase Available to special order)
Installed Motor Power	½ HP 60Hz
Protection Class	IP55
Standard Tube Options	Verderprene, Silicone
Tube Size	5/8" x 3/16", 3/4" x 3/16", 1" x 3/16" (15.9 x 4.8 mm, 19.0 x 4.8 mm, 25.4 x 4.8 mm)
Weight	46.3 lbs

### Flow Rates

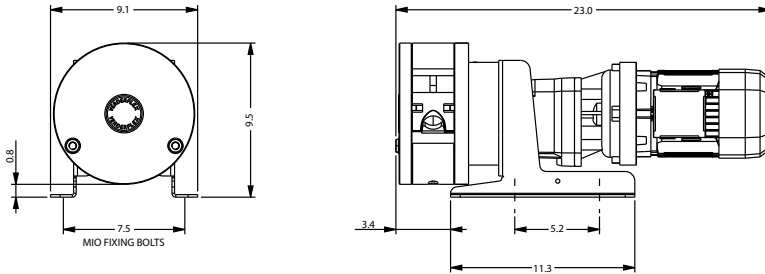
Tube	RPM	Flow GPH	Flow GPM	Flow ml/min	Flow l/h
5/8" x 3/16"	74	50.8	0.85	3207	192.4
5/8" x 3/16"	139	97.7	1.63	6167	370
5/8" x 3/16"	186	127	2.12	8015	480.9
5/8" x 3/16"	271	183.6	3.06	11592	695.5
3/4" x 3/16"	74	56.7	0.95	3577	214.6
3/4" x 3/16"	139	109.4	1.82	6905	414.3
3/4" x 3/16"	186	144.5	2.41	9125	547.5
3/4" x 3/16"	271	211	3.52	13318	799.1
1" x 3/16"	74	86	1.43	5427	325.6
1" x 3/16"	139	162.1	2.7	10235	614.1
1" x 3/16"	186	214.9	3.58	13565	813.9
1" x 3/16"	271	332.1	5.54	20963	1257.8

Nominal pump speed based on 60Hz operation

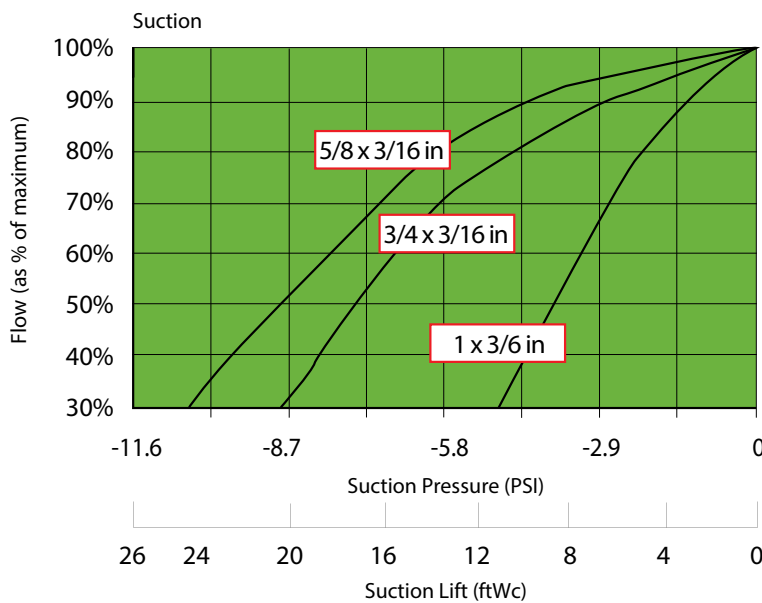
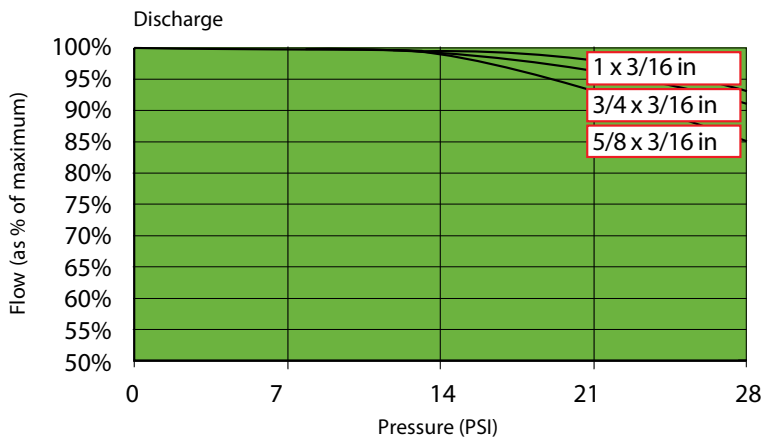
Flows are typical and were measured with water at 68°F with no suction lift or discharge pressure. Actual flows will vary according to suction conditions, discharge pressure, tube material and production tolerances.



# Verderflex Rapide R17S



All dimensions are in inches.  
All dimensions and weights are for guidance only.



VF\_Techno\_Rev01\_2013\_(us)\_Rapide

**Find your local supplier  
at [www.verderflex.com](http://www.verderflex.com)**

For construction installation and floor mounting drawings  
please contact your local authorised Verderflex® distributor.

**VERDER**  
passion for pumps