

Verderflex

Rapide R2S



VERDERFLEX®

Verderflex Rapide R2S Specifications

Standard Speeds	60, 113, 151 & 220 RPM
Control	Inverter Optional
Multi-channel	Up to 4 channels (when factory built)
Voltage	230/400V 50Hz (Single Phase Available to special order)
Installed Motor Power	0.37 kW 50Hz
Protection Class	IP55
Standard Tube Options	Verderprene, Silicone
Tube Size	3.2 x 2.4 mm, 4.8 x 2.4 mm, 6.4 x 2.4 mm, 8.0 x 2.4 mm
Weight	15.5 kg

Flow Rates

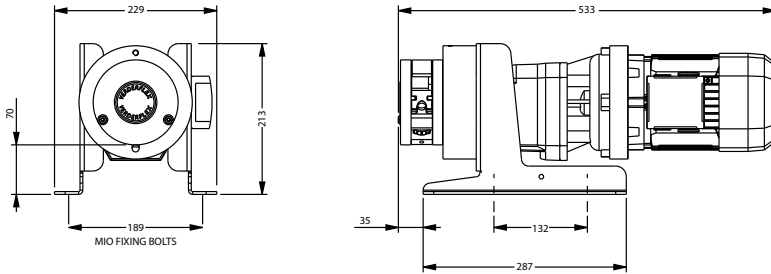
Tube	RPM	Flow ml/min	Flow l/hr
3.2 x 2.4	60	100	6
3.2 x 2.4	113	180	10.8
3.2 x 2.4	151	240	14.4
3.2 x 2.4	220	360	21.6
4.8 x 2.4	60	180	10.8
4.8 x 2.4	113	360	21.6
4.8 x 2.4	151	450	27
4.8 x 2.4	220	670	40.2
6.4 x 2.4	60	300	18
6.4 x 2.4	113	520	31.2
6.4 x 2.4	151	680	40.8
6.4 x 2.4	220	1020	61.2
8.0 x 2.4	60	420	25.2
8.0 x 2.4	113	820	49.2
8.0 x 2.4	151	1080	64.8
8.0 x 2.4	220	1560	93.6

Nominal pump speed based on 50Hz operation

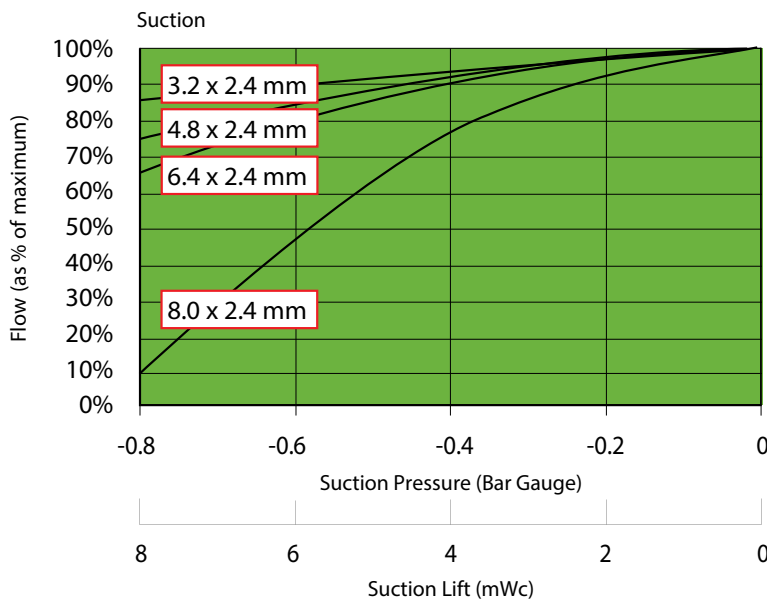
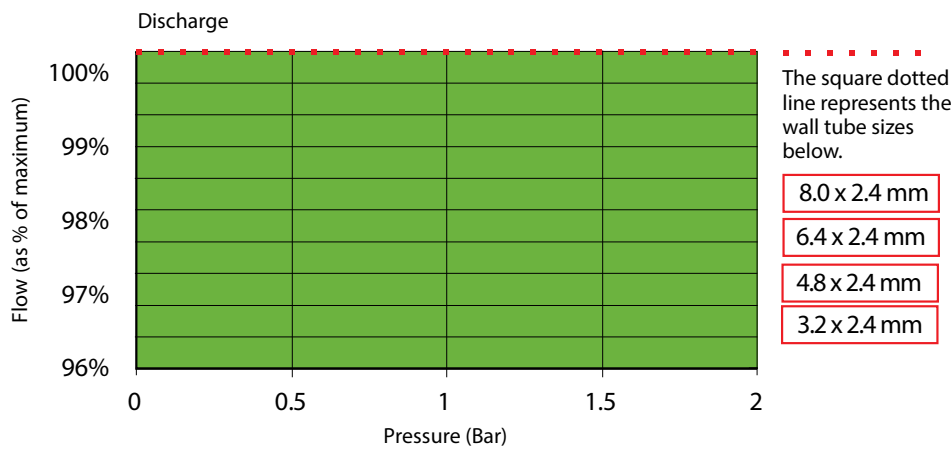
Flows are typical and were measured with water at 20°C with no suction lift or discharge pressure. Actual flows will vary according to suction conditions, discharge pressure, tube material and production tolerances.



Verderflex Rapide R2S



All dimensions are in mm.
All dimensions and weights are for guidance only.



Find your local supplier
at www.verderflex.com

For construction installation and floor mounting drawings
please contact your local authorised Verderflex® distributor.