




Peristaltic Industrial Hose Pump

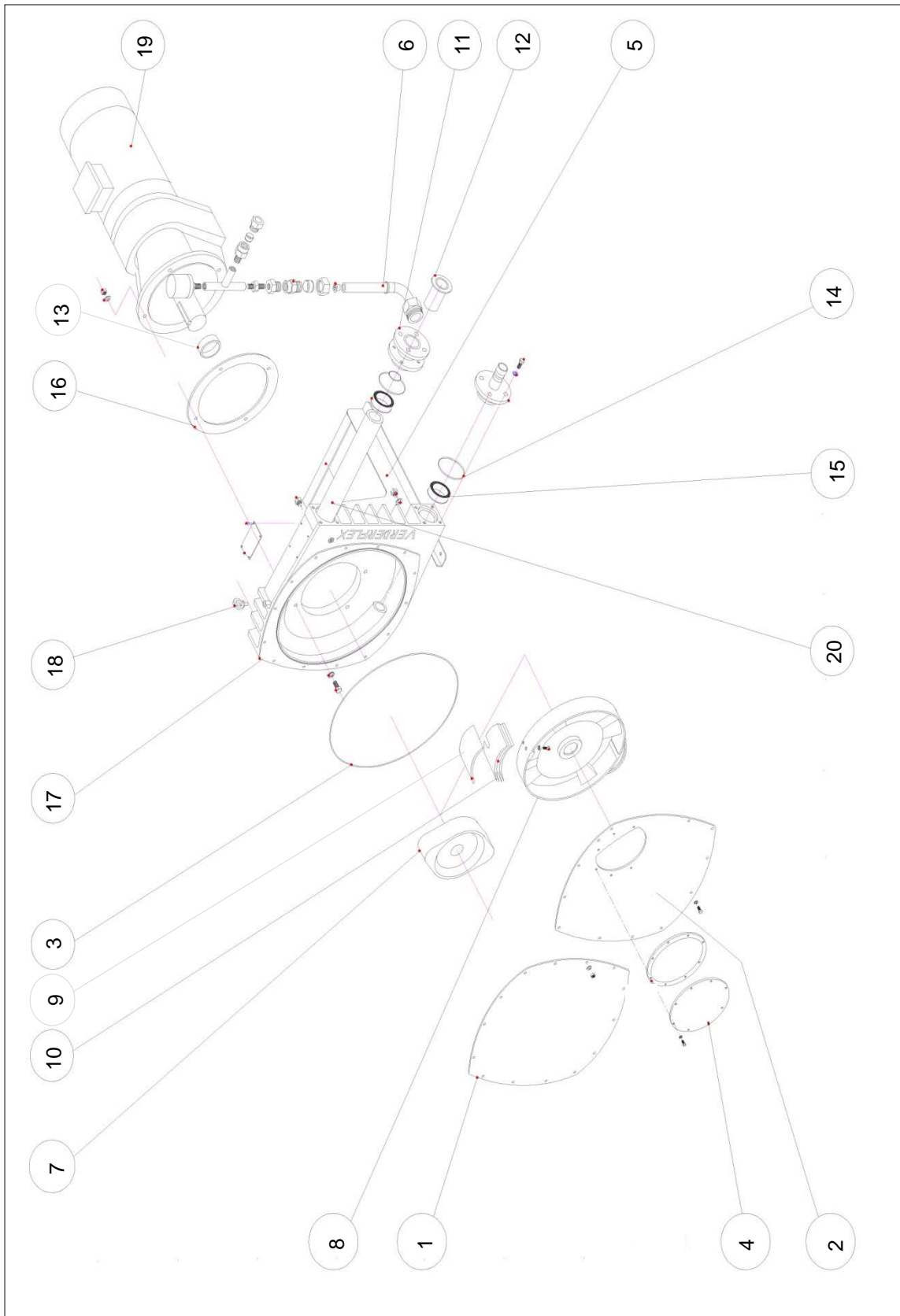
Spare parts list

VF 05, 10, 15, 25, 32, 40, 50, 65, 80

Version 8.1v-01/2017
Print No. 01



Exploded View



1.	Front cover (VF5 - 15)	5.	Mounting frame assembly	9.	Rotor shoe	13.	Taper lock bush	17.	Casing
2.	Front cover (VF25-80)	6.	Filler tube	10.	Shims	14.	Port flange O-ring	18.	Lifting eye
3.	Front cover O-ring	7.	Rotor VF5-15	11.	Port flange	15.	Port flange sealing ring	19.	Gearbox and motor (GMU)
4.	Inspection window (with o-ring)	8.	Rotor VF25-80	12.	Flange insert	16.	Drive gasket	20.	Hose

Figure 1 Exploded view (Generic)

Table 1: VF 05 - 80 Spare Parts List



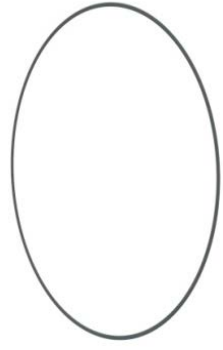

Ref	Item	Part No		Qty	Image
1.	Front Cover <i>VF05-15</i> Type: Polycarbonate	VF05	129.0039.P	1	
		VF10	129.0039.P		
		VF15	129.0040.P		
2.	Front cover <i>VF25-80</i> Type: Mk2	VF25	129.1141	1	
		VF32	129.1142		
		VF40	129.1143		
		VF50	129.1144		
		VF65	129.1145		
		VF80	129.1146		
3.	Front Cover O-Ring	VF05	129.0075	1	
		VF10	129.0075		
		VF15	129.0076		
		VF25	129.0077		
		VF32	129.0078		
		VF40	129.0079		
		VF50	129.0080		
		VF65	129.0081		
		VF80	129.0082		
4*	Inspection Window with O-ring For: mk2 front cover	VF05	N/A	1	
		VF10	N/A		
		VF15	N/A		
		VF25	129.1223		
		VF32	129.1224		
		VF40	129.1225		
		VF50	129.1226		
		VF65	129.1227		
		VF80	129.1228		

Table 1: VF 05 - 80 Spare Parts List (continued)

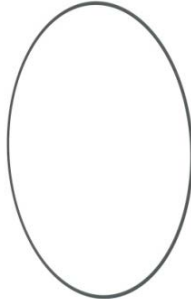


Ref	Item	Part No		Qty	Image
4.	Inspection Window O-ring <i>Pack of 5</i>	VF05	N/A	1	
		VF10	N/A		
		VF15	N/A		
		VF25	129.1239		
		VF32	129.1240		
		VF40	129.1241		
		VF50	129.1242		
		VF65	129.1243		
		VF80	129.1244		
5.	Mounting Frame Assembly	VF05	129.1314.MC	1	
		VF10	129.1314.MC		
		VF15	129.1315.MC		
		VF25	129.1316.MC		
		VF32	129.1317.MC		
		VF40	129.1318.MC		
		VF50	129.1319.MC		
		VF65	129.1320.MC		
		VF80	129.1321.MC		
6.	Filler tube	VF05	129.0759	1	
		VF10	129.0759		
		VF15	129.0759		
		VF25	129.0760		
		VF32	129.0760		
		VF40	129.0761		
		VF50	129.0761		
		VF65	129.0762		
		VF80	129.0762		

Table 1: VF 05 - 80 Spare Parts List (continued)





Ref	Item		Part No		Qty	Image	
7.	Rotor VF 5-15 <i>CI – Cast Iron Option</i>	7.5bar	VF05	Std.	129.1117.3	1	
				CI	129.1116.3		
			VF10	Std.	129.1117.3		
				CI	129.1116.3		
			VF15	Std.	129.1369.3		
				CI	129.1369.3.CI		
		12bar	VF05	Std.	N/A		
				CI	N/A		
			VF10	Std.	129.1117		
				CI	129.1116.CI		
VF15	Std.	129.1369					
	CI	129.1369.CI					
8.	Rotor VF 25-80	VF25	129.0049		1		
		VF32	129.0050				
		VF40	129.0466				
		VF50	129.0467				
		VF65	129.1374				
		VF80	129.0602				
9.	Rotor Shoes <i>2 in a set</i> (does not include pack of shims)	VF25	129.1356		1		
		VF32	129.1357				
		VF40	129.1358				
		VF50	129.1359				
		VF65	129.1360				
		VF80	129.1361				
9*	Rotor shoe & shim pack (Complete) <i>*(With a pack of shims & a rotor shoe mounting kit)</i>	VF25	129.1356.A		1		
		VF32	129.1357.A				
		VF40	129.1358.A				
		VF50	129.1359.A				
		VF65	129.1360.A				
		VF80	129.1361.A				

Table 1: VF 05 - 80 Spare Parts List (continued)





Ref	Item	Part No		Qty	Image	
10.	Rotor shoe shim pack	<i>Pack of 14</i>	VF25	129.1387.M	1	
		<i>Pack of 12</i>	VF32	129.1388.M		
		<i>Pack of 20</i>	VF40	129.1389.M		
		<i>Pack of 18</i>	VF50	129.1390.M		
		<i>Pack of 12</i>	VF65	129.1391.M		
		<i>Pack of 16</i>	VF80	129.1392.M		
11.	Port flange assembly <i>304 Stainless Steel</i>	VF05	129.0884.U	1		
		VF10	129.0884.U			
		VF15	129.0885.U			
		VF25	129.0886.U			
		VF32	129.0887.U			
		VF40	129.0888.U			
		VF50	129.0889.U			
		VF65	129.0890.U			
		VF80	129.0891.U			
11*	Hygienic Port Flanges <i>*316 Stainless Steel</i> <i>** (refer pg. 7 for different standards)</i>	VF05	129.1282.SS	1		
		VF10	129.1282.SS			
		VF15	129.1286.SS			
		VF25	129.1290.SS			
		VF32	129.1294.SS			
		VF40	129.1298.SS			
		VF50	129.1302.SS			
		VF65	129.1306.SS			
		VF80	129.1310.SS			
11*	Hose Tail Port Flange <i>VF05-15</i>	VF05	129.1892.MS	1		
		VF10	129.1892.MS			
		VF15	129.1893.MS			

Table 1: VF 05 - 80 Spare Parts List *(continued)*


Ref	Item	Pump	Part No				Image
			DIN	RJT	ILC	IDF	
11**	Hygienic Port Flanges	VF05	129.2282	n/a	129.1284.SS	129.1283.SS	
		VF10	129.2282	n/a	129.1284.SS	129.1283.SS	
		VF15	129.2283	n/a	129.1288.SS	129.1287.SS	
		VF25	129.2284	129.1291.SS	129.1292.SS	129.1293.SS	
		VF32	129.2285	129.1295.SS	129.1296.SS	129.1297.SS	
		VF40	129.2286	129.1299.SS	129.1300.SS	129.1301.SS	
		VF50	129.2287	129.1303.SS	129.1304.SS	129.1305.SS	
		VF65	129.2288	129.1307.SS	129.1308.SS	129.1309.SS	
		VF80	129.2289	129.1311.SS	129.1312.SS	129.1313.SS	

Table 1: VF 05 - 80 Spare Parts List (continued)



Ref	Item	Part No		Qty	Image	
12.	Port flange insert <i>St. – Stainless steel</i> <i>PP – Polypropylene</i>	VF05	St.	129.1408.SF	1	
			PP	129.1408.PF		
			PVDF	129.1408.VF		
		VF10	St.	129.1408.SF		
			PP	129.1408.PF		
			PVDF	129.1408.VF		
		VF15	St.	129.1409.SF		
			PP	129.1409.PF		
			PVDF	129.1409.VF		
		VF25	St.	129.1410.S		
			PP	129.1410.P		
			PVDF	129.1410.V		
		VF32	St.	129.1411.S		
			PP	129.1411.P		
			PVDF	129.1411.V		
		VF40	St.	129.1412.S		
			PP	129.1412.P		
			PVDF	129.1412.V		
		VF50	St.	129.1413.S		
			PP	129.1413.P		
			PVDF	129.1413.V		
		VF65	St.	129.1414.S		
			PP	129.1414.P		
			PVDF	129.1414.V		
VF80	St.	129.1415.S				
	PP	129.1415.P				
	PVDF	129.1415.V				
12*	Hose tail insert	VF10	St.	129.1408.SH	1	
		VF15	St.	129.1409.SH		

Table 1: VF 05 - 80 Spare Parts List (continued)


Ref	Item	Part No		Qty	Image	
13.	Taper lock bush	VF05	1610 x 25	129.1265	1	
			1610 x 30	129.0063		
			1610 X 35	129.0063.35		
		VF10	1610 x 25	129.1265		
			1610 x 30	129.0063		
			1610 X 35	129.0063.35		
		VF15	1610 x 25	129.1265		
			1610 x 30	129.0063		
			1610 X 35	129.0063.35		
		VF25	1610 x 25	129.1265		
			1610 x 30	129.0063		
			1610 X 35	129.0063.35		
		VF32	2012 x 35	129.0064.35		
			2012 x 40	129.0064		
		VF40	2517 x 40	129.0065		
			2517 x 42	129.0065.42		
			2517 x 50	129.0065.50		
		VF50	3020 x 50	129.0066		
			3020 x 60	129.0066.60		
			3020 x 65	129.0066.65		
		VF65	3525 x 60	129.0067.60		
			3525 x 70	129.0067		
			3525 x 80	129.0067.80		
			3525 x 90	129.0068		
			3525 x 100	129.0068.100		
		VF80	3525 x 60	129.0067.60		
			3525 x 70	129.0067		
3525 x 80	129.0067.80					
3525 x 90	129.0068					
3525 x 100	129.0068.100					

Table 1: VF 05 - 80 Spare Parts List (continued)





Ref	Item	Part No	Qty	Image		
14.	Port flange O-ring	Outer O-ring	VF05	129.1430	1	
		VF10	129.1430			
		VF15	129.1431			
		VF25	129.1432			
		VF32	129.1433			
		VF40	129.1434			
		VF50	129.1435			
		VF65	129.1436			
		VF80	129.1437			
		Inner O-ring	VF05	129.1398.F	1	
		VF10	129.1398.F			
		VF15	129.1399.F			
		VF25	129.1400			
		VF32	129.1401			
		VF40	129.1402			
		VF50	129.1403			
		VF65	129.1404			
		VF80	129.1405			
15.	Flange Sealing kit <i>Includes: 2 Sealing Rings and 2 pairs of Port Flange O Rings</i>	VF05	129.2031	1		
		VF10	129.2031			
		VF15	129.2032			
		VF25	129.1033			
		VF32	129.1034			
		VF40	129.2035			
		VF50	129.1036			
		VF65	129.1037			
		VF80	129.2038			
16.	Drive Gasket	VF05	129.0479	1		
		VF10	129.0479			
		VF15	129.0480			
		VF25	129.0481			
		VF32	129.0482			
		VF40	129.0483			
		VF50	129.0484			
		VF65	129.0485			
		VF80	129.0486			

Table 2: Accessories




Item	Pump model	P/N	Image
Revolution sensor	VF 05, 10, 15, 25, 32, 40, 50, 65, 80	129.0805	
Hose burst detection kit <i>(with pressure sensor)</i>	VF 5, 10, 15, 25, 32	129.0719	
	VF 40, 50, 65, 80	129.0720	
Level Switch Assembly <i>High /Low Level Level Switch Assembly</i>	VF 05, 10, 15, 25, 32, 40, 50, 65, 80	129.3000	
Hose Burst Relay	Industrial Relay 24V DC	129.0694	
	Industrial Relay 110V AC	129.0695	
	Industrial Relay 230V AC 50hz	129.0696	
ATEX Pack (on special order) <i>*only available for pumps with Cast iron rotor</i>	VF 10, 15, 25	129.9992	
	VF 32, 40, 50, 65, 80	129.9993	

Table 3: Parts for reference: VF05 Fastener kits

Item Description	Part No	Contents		Qty.
Mounting frame fastener kit	129.0900.1P	M6 washer	Mounting frame to pump case	4
		M6X16 bolt	Mounting frame to pump case	4
Port flange assembly fastener kit	129.0900.3P	M6 washer	Port flange to pump case	8
		M6X30 bolt	Port flange to pump case	8
Casing assembly fastener kit	129.0900.4P	M6X40 Csk bolt	Drive to gearbox connection	4
		M6 Washer	Drive to gearbox connection	8
		M6 Nylon insert nut	Drive to gearbox connection	4
		M6X16 bolt	Front cover to pump case	12
		M6X3 Nylon washer	Front cover to pump case	12
		3/8" BSP plug	Drain plug	2
		M16 Nylon washer	Drain plug	2
Mounting Frame assembly fastener kit	129.0900.5P	M6 washer	Mounting frame to pump case	4
		M6X16 bolt	Mounting frame to pump case	4
		M8X25 bolt	Long coupled only - base plate	6
		M8X25 Nylon insert nut	Long coupled only - base plate	6
		M8 washer	Long coupled only - base plate	12

Table 3: Parts for reference (continued): VF10 Fastener kits

Item Description	Part No	Contents		Qty.
Mounting frame fastener kit	129.0900.1P	M6 washer	Mounting frame to pump case	4
		M6X16 bolt	Mounting frame to pump case	4
Port flange assembly fastener kit	129.0900.3P	M6 washer	Port flange to pump case	8
		M6X30 bolt	Port flange to pump case	8
Casing assembly fastener kit	129.0900.4P	M6X40 Csk bolt	Drive to gearbox connection	4
		M6 Washer	Drive to gearbox connection	8
		M6 Nylon insert nut	Drive to gearbox connection	4
		M6X16 bolt	Front cover to pump case	12
		M6X3 Nylon washer	Front cover to pump case	12
		3/8" BSP plug	Drain plug	2
		M16 Nylon washer	Drain plug	2
Mounting Frame assembly fastener kit	129.0900.5P	M6 washer	Mounting frame to pump case	4
		M6X16 bolt	Mounting frame to pump case	4
		M8X25 bolt	Long coupled only - base plate	6
		M8X25 Nylon insert nut	Long coupled only - base plate	6
		M8 washer	Long coupled only - base plate	12

Table 3: Parts for reference (continued): VF15 Fastener kits

Item Description	Part No	Contents		Qty.
Mounting frame fastener kit	129.0901.1P	M8 washer	Mounting frame to pump case	4
		M8X16 bolt	Mounting frame to pump case	4
Port flange assembly fastener kit	129.0901.3P	M6 washer	Port flange to pump case	8
		M6X30 bolt	Port flange to pump case	8
Casing assembly fastener kit	129.0901.4P	M8X45 Csk bolt	Drive to gearbox connection	4
		M8 Washer	Drive to gearbox connection	8
		M8 Nylon insert nut	Drive to gearbox connection	4
		M6X16 bolt	Front cover to pump case	12
		Nylon washer	Front cover to pump case	12
		3/8" BSP plug	Drain plug	2
		M16 Nylon washer	Drain plug	2
		M10 Eye bolt	Lifting point on casing	1
Mounting Frame assembly fastener kit	129.0901.5P	M8 washer	Mounting frame to pump case	4
		M8X16 bolt	Mounting frame to pump case	4
		M8X25 bolt	Long coupled only - base plate	6
		M8X25 Nylon insert nut	Long coupled only - base plate	6
		M8 washer	Long coupled only - base plate	12

Table 3: Parts for reference (continued): VF25 Fastener kits

Item Description	Part No	Contents		Qty.
Mounting frame fastener kit	129.0902.1P	M10 washer	Mounting frame to pump case	4
		M10X25 bolt	Mounting frame to pump case	4
		M10X30 bolt	Cross member to support frame	2
		M10 Nylon insert nut	Cross member to support frame	2
		M10 washer	Cross member to support frame	4
Rotor shoe assembly fastener kit	129.0902.2P	M10 washer	Rotor shoe fastening	2
		M10X30 bolt	Rotor shoe fastening	2
Port flange assembly fastener kit	129.0902.3P	M8 washer	Port flange to pump case	8
		M8X30 bolt	Port flange to pump case	8
Casing assembly fastener kit	129.0902.4P	M10X50 Csk bolt	Drive to gearbox connection	4
		M10 Washer	Drive to gearbox connection	8
		M10 Nylon insert nut	Drive to gearbox connection	4
		M8X16 bolt	Front cover to pump case	12
		M8 Nylon washer	Front cover to pump case	8
		½" BSP plug	Drain plug	2
		M20 Nylon washer	Drain plug	2
		M8X30 stud	Front cover to pump case	4
		M6X20 stud	Inspection cover to front cover	8
		M8 full nut	Front cover to pump case connection	4
		M10 Eye bolt	Lifting point on casing	1
Mounting Frame assembly fastener kit	129.0902.5P	M10 washer	Mounting frame to pump case	4
		M10X25 bolt	Mounting frame to pump case	4
		M10X30 bolt	Long coupled only - base plate	4
		M10 Nylon insert nut	Long coupled only - base plate	4
		M10 washer	Long coupled only - base plate	8
Extension Frame assembly fastener kit	129.1902.5P	M10 washer	Mounting frame to extension frame	12
		M10X30 bolt	Mounting frame to extension frame	6
		M10 Nylon insert nut	Mounting frame to extension frame	6

Table 3: Parts for reference (continued): VF32 Fastener kits

Item Description	Part No	Contents		Qty.
Mounting frame fastener kit	129.0903.1P	M10 washer	Mounting frame to pump case	4
		M10X25 bolt	Mounting frame to pump case	4
		M10X30 bolt	Cross member to support frame	2
		M10 Nylon insert nut	Cross member to support frame	2
		M10 washer	Cross member to support frame	4
Rotor shoe assembly fastener kit	129.0903.2P	M10 washer	Rotor shoe fastening	2
		M10X30 bolt	Rotor shoe fastening	2
Port flange assembly fastener kit	129.0903.3P	M8 washer	Port flange to pump case	8
		M8X30 bolt	Port flange to pump case	8
Casing assembly fastener kit	129.0903.4P	M12X55 Csk bolt	Drive to gearbox connection	4
		M12 Washer	Drive to gearbox connection	8
		M12 Nylon insert nut	Drive to gearbox connection	4
		M10X20 bolt	Front cover to pump case	8
		M10 washer	Front cover to pump case	12
		M6X3 Nylon washer	Inspection cover to front cover	8
		½" BSP plug	Drain plug	2
		M20 Nylon washer	Drain plug	2
		M10X30 stud	Front cover to pump case	4
		M6X20 bolt	Inspection cover to front cover	8
		M10 full nut	Front cover to pump case connection	4
		M12 Eye bolt	Lifting point on casing	1
Mounting Frame assembly fastener kit	129.0903.5P	M10 washer	Mounting frame to pump case	4
		M10X25 bolt	Mounting frame to pump case	4
		M10X30 bolt	Long coupled only - base plate	4
		M10 Nylon insert nut	Long coupled only - base plate	4
		M10 washer	Long coupled only - base plate	8
Extension Frame assembly fastener kit	129.1903.5P	M10 washer	Mounting frame to extension frame	12
		M10X30 bolt	Mounting frame to extension frame	6
		M10 Nylon insert nut	Mounting frame to extension frame	6

Table 3: Parts for reference (continued): VF40 Fastener kits

Item Description	Part No	Contents		Qty.
Mounting frame fastener kit	129.0904.1P	M10 washer	Mounting frame to pump case	4
		M10X25 bolt	Mounting frame to pump case	4
		M10X40 bolt	Cross member to support frame	2
		M12 Nylon insert nut	Cross member to support frame	2
		M12 washer	Cross member to support frame	4
Rotor shoe assembly fastener kit	129.0904.2P	M16 washer	Rotor shoe fastening	2
		M16X40 bolt	Rotor shoe fastening	2
		Ø8X20 split dowel pin	Rotor shoe fastening	2
Port flange assembly fastener kit	129.0904.3P	M10 washer	Port flange to pump case	8
		M10X35 bolt	Port flange to pump case	8
Casing assembly fastener kit	129.0904.4P	M12X55 Csk bolt	Drive to gearbox connection	4
		M12 Washer	Drive to gearbox connection	8
		M12 Nylon insert nut	Drive to gearbox connection	4
		M10X20 bolt	Front cover to pump case	16
		M10 washer	Front cover to pump case	20
		½" BSP plug	Drain plug	2
		M20 Nylon washer	Drain plug	2
		M10X30 stud	Front cover to pump case	4
		M8X20 bolt	Inspection cover to front cover	8
		M16 Eye bolt	Lifting point on casing	1
		M8X3 Nylon washer	Inspection cover to front cover	8
Mounting Frame assembly fastener kit	129.0904.5P	M10 washer	Mounting frame to pump case	4
		M10X25 bolt	Mounting frame to pump case	4
		M12X40 bolt	Long coupled only - base plate	6
		M12 Nylon insert nut	Long coupled only - base plate	6
		M12 washer	Long coupled only - base plate	12
Extension Frame assembly fastener kit	129.1904.5P	M12 washer	Mounting frame to extension frame	12
		M8X24 dowel pins	Mounting frame to extension frame	4
		M12X40 bolt	Mounting frame to extension frame	6
		M12 Nylon insert nut	Mounting frame to extension frame	6

Table 3: Parts for reference (continued): VF50 Fastener kits

Item Description	Part No	Contents		Qty.
Mounting frame fastener kit	129.0905.1P	M10 washer	Mounting frame to pump case	4
		M10X25 bolt	Mounting frame to pump case	4
		M12X40 bolt	Cross member to support frame	2
		M12 Nylon insert nut	Cross member to support frame	2
		M12 washer	Cross member to support frame	4
Rotor shoe assembly fastener kit	129.0905.2P	M20 washer	Rotor shoe fastening	2
		M20X55 bolt	Rotor shoe fastening	2
		M12X27 split dowel pin	Rotor shoe fastening	2
Port flange assembly fastener kit	129.0905.3P	M10 washer	Port flange to pump case	8
		M10X35 bolt	Port flange to pump case	8
Casing assembly fastener kit	129.0905.4P	M16X65 Csk bolt	Drive to gearbox connection	4
		M16 Washer	Drive to gearbox connection	8
		M16 Nylon insert nut	Drive to gearbox connection	4
		M10X25 bolt	Front cover to pump case	16
		M10 washer	Front cover to pump case	20
		½" BSP plug	Drain plug	2
		M20 Nylon washer	Drain plug	2
		M10X30 stud	Front cover to pump case	4
		M8X20 bolt	Inspection cover to front cover	8
		M16 Eye bolt	Lifting point on casing	1
		M8X3 Nylon washer	Inspection cover to front cover	8
M10 full nut	Front cover to pump case	4		
Mounting Frame assembly fastener kit	129.0905.5P	M10 washer	Mounting frame to pump case	4
		M10X25 bolt	Mounting frame to pump case	4
		M12X40 bolt	Long coupled only - base plate	6
		M12 Nylon insert nut	Long coupled only - base plate	6
		M12 washer	Long coupled only - base plate	12
		M8X24 Dowel pin	Long coupled only – base plate	4
Extension Frame assembly fastener kit	129.1905.5P	M12 washer	Mounting frame to extension frame	16
		M8X24 dowel pins	Mounting frame to extension frame	4
		M12X40 bolt	Mounting frame to extension frame	8
		M12 Nylon insert nut	Mounting frame to extension frame	8

Table 3: Parts for reference (continued): VF65 Fastener kits

Item Description	Part No	Contents		Qty.
Mounting frame fastener kit	129.0906.1P	M16 washer	Mounting frame to pump case	4
		M16X40 bolt	Mounting frame to pump case	4
		M12X40 bolt	Cross member to support frame	2
		M12 Nylon insert nut	Cross member to support frame	2
		M12 washer	Cross member to support frame	4
Rotor shoe assembly fastener kit	129.0906.2P	M20 washer	Rotor shoe fastening	2
		M20X60 bolt	Rotor shoe fastening	2
		M12X27 split dowel pin	Rotor shoe fastening	2
Port flange assembly fastener kit	129.0906.3P	M12 washer	Port flange to pump case	8
		M12X40 bolt	Port flange to pump case	8
Casing assembly fastener kit	129.0906.4P	M16X75 Csk bolt	Drive to gearbox connection	8
		M16 Washer	Drive to gearbox connection	16
		M16 Nylon insert nut	Drive to gearbox connection	8
		M12X25 bolt	Front cover to pump case	24
		M12 washer	Front cover to pump case	28
		1" BSP plug	Drain plug	2
		M33 Nylon washer	Drain plug	2
		M12X35 stud	Front cover to pump case	4
		M8X20 bolt	Inspection cover to front cover	8
		M20 Eye bolt	Lifting point on casing	1
		M8X3 Nylon washer	Inspection cover to front cover	8
		M12 full nut	Front cover to pump case	4
Mounting Frame assembly fastener kit	129.0906.5P	M16 washer	Mounting frame to pump case	4
		M16X40 bolt	Mounting frame to pump case	4
		M12X40 bolt	Long coupled only - base plate	6
		M12 Nylon insert nut	Long coupled only - base plate	6
		M12 washer	Long coupled only - base plate	12
		M8X24 Dowel pin	Long coupled only – base plate	4

Table 3: Parts for reference (continued): VF80 Fastener kits

Item Description	Part No	Contents		Qty.
Mounting frame fastener kit	129.0907.1P	M16 washer	Mounting frame to pump case	4
		M16X40 bolt	Mounting frame to pump case	4
		M12X40 bolt	Cross member to support frame	2
		M12 Nylon insert nut	Cross member to support frame	2
		M12 washer	Cross member to support frame	4
Rotor shoe assembly fastener kit	129.0907.2P	M20 washer	Rotor shoe fastening	2
		M20X60 bolt	Rotor shoe fastening	2
		M12X27 split dowel pin	Rotor shoe fastening	2
Port flange assembly fastener kit	129.0907.3P	M12 washer	Port flange to pump case	8
		M12X45 bolt	Port flange to pump case	8
Casing assembly fastener kit	129.0907.4P	M16X100 Csk bolt	Drive to gearbox connection	8
		M16 Washer	Drive to gearbox connection	16
		M16 Nylon insert nut	Drive to gearbox connection	8
		M12X25 bolt	Front cover to pump case	24
		M12 washer	Front cover to pump case	28
		1" BSP plug	Drain plug	2
		M33 Nylon washer	Drain plug	2
		M12X35 stud	Front cover to pump case	4
		M8X20 bolt	Inspection cover to front cover	8
		M20 Eye bolt	Lifting point on casing	1
		M8X3 Nylon washer	Inspection cover to front cover	8
		M12 full nut	Front cover to pump case	4
Mounting Frame assembly fastener kit	129.0907.5P	M16 washer	Mounting frame to pump case	4
		M16X40 bolt	Mounting frame to pump case	4
		M12X40 bolt	Long coupled only - base plate	6
		M12 Nylon insert nut	Long coupled only - base plate	6
		M12 washer	Long coupled only - base plate	12
		M8X24 Dowel pin	Long coupled only – base plate	4

Table 4: Hose options






Item Description	Part No		Qty	Image
Hose option <i>NBR/White</i>	VF05	129.2060	1	
	VF10	129.0001		
	VF15	129.0002		
	VF20	129.2070		
	VF25	129.0003		
	VF32	129.0004		
	VF40	129.1005		
	VF50	129.0006		
	VF65	129.0007		
	VF80	129.0008		
Hose option <i>NBR/Yellow</i>	VF05	129.2062	1	
	VF10	129.0512		
	VF15	129.0513		
	VF20	129.2072		
	VF25	129.0514		
	VF32	129.0515		
	VF40	129.1516		
	VF50	129.0517		
	VF65	129.0518		
	VF80	129.0519		
Hose option <i>NBRF/Yellow + White</i>	VF05	129.2063	1	
	VF10	129.2021		
	VF15	129.2022		
	VF20	129.2075		
	VF25	129.2023		
	VF32	129.2024		
	VF40	129.2025		
	VF50	129.2026		
	VF65	129.2027		
	VF80	129.2028		
Hose option <i>Hypalon® /Green</i>	VF05	129.2064	1	
	VF10	129.2010		
	VF15	129.2011		
	VF20	129.2074		
	VF25	129.2012		
	VF32	129.2013		
	VF40	129.2014		
	VF50	129.2015		
	VF65	129.2016		
	VF80	129.2017		
Hose option <i>EPDM/Red</i>	VF05	129.2061	1	
	VF10	129.0010		
	VF15	129.0011		
	VF20	129.2073		
	VF25	129.0012		
	VF32	129.0013		
	VF40	129.1014		
	VF50	129.0015		
	VF65	129.0016		
	VF80	129.0017		

Table 5: Pump Lubricants

The pump must always be filled with the correct amount of lubricant to the middle level marks of the front cover (*refer operating manual for recommended fill*). Table 5 shows the standard amount of lubricant supplied with VF pumps in litres and US gallons.

Pump size	Lubricant	Standard Quantity Supplied with Pump in Litres (US Gallons)	Part Number	Qty. Bottle
VF05	Verderlube®	0.5 (0.1)	129.1418	1 x 0.5 L
	VerderSil®		129.1372	1 x 0.5 L
VF10	Verderlube®	0.5 (0.1)	129.1418	1 x 0.5 L
	VerderSil®		129.1372	1 x 0.5 L
VF15	Verderlube®	0.5 (0.1)	129.1418	1 x 0.5 L
	VerderSil®		129.1372	1 x 0.5 L
VF25	Verderlube®	2.0 (0.5)	129.1419	2 x 1.0 L
	VerderSil®		129.1373	2 x 1.0 L
VF32	Verderlube®	2.5 (0.7)	129.2379	1 x 2.5 L
	VerderSil®		129.2505	1 x 2.5 L
VF40	Verderlube®	5.0 (1.3)	129.1420	1 x 5.0 L
	VerderSil®		129.1375	1 x 5.0 L
VF50	Verderlube®	10.0 (2.6)	129.1421	1 x 10 L
	VerderSil®		129.1376	1 x 10 L
VF65	Verderlube®	25.0 (6.6)	129.1421	1 x 10 L
			129.1417	1 x 15 L
	VerderSil®		129.1376	1 x 10 L
	129.1378		1 x 15 L	
VF80	Verderlube®	35.0 (9.3)	129.1420	1 x 5 L
			129.1417	2 x 15 L
	129.1417			
	VerderSil®		129.1375	1 x 5 L
	129.1378	2 x 15 L		
	129.1378			

