


Pump series RMO




Characteristics

This pump serie is especially produced for installation on lorries and trucks and are constructed on a stainless steel bearing pedestal. They can be equipped with an optional hydraulic or electric motor. Pumps provided with an electric motor can be powered by the batteries of the truck and can be executed in a monobloc design. These perfectly cleanable pumps have stainless steel 316L pump casings constructed in thick cold rolled plate, 100% non-porous and extremely smooth. Some of them have an investment cast casing, resulting in an even more solid design.



RMO

- 1 Electropolished, easy to clean construction, no bacteria traps and no small clearances in order to clean the area around the O-ring
- 2 Pressed or investment cast stainless steel, robust design
- 3 Large seal cavity to clean mechanical seal properly
- 4 Cast solid bearing housing with pedestal suitable for hydraulic motor
- 5 Standardized mechanical seals to EN 12756
FDA approved bellow mechanical seals or sterile O-ring seals (spring not in contact with the liquid)



Your benefits

- High pump efficiency, low motor power
- Low NPSH values: less risk on cavitation
- Short built-in dimensions, space saving
- Robust design, smooth operation
- Higher capacity
- Low noise level

Application areas

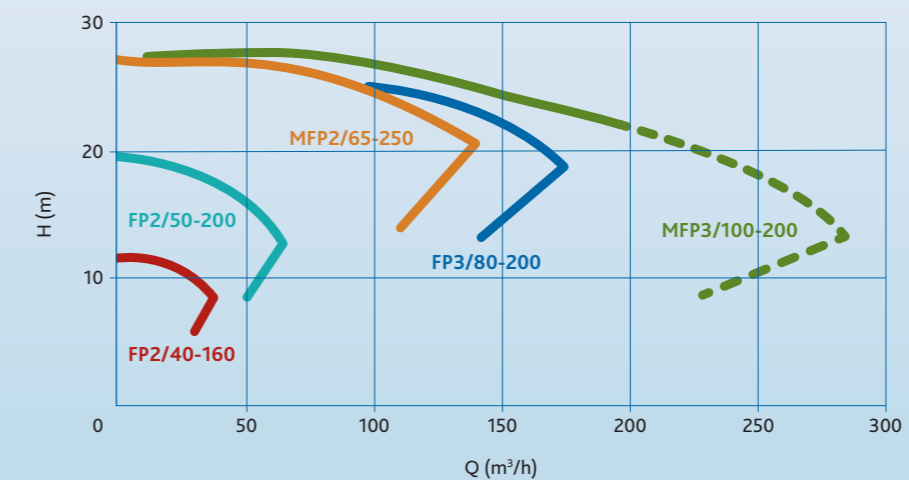
The RMO series are used on trucks and lorries for the handling of liquids in the food industry such as milk, beer and wine.

They can also be used for the handling of AD Blue, drinking water and other liquids.

Pump series	RMO
Performance	
max. flow rate	250 m ³ /h
max. differential head	30 m
max. inlet pressure	10 bar
max. liquid viscosity	1000 cP
max. temperature	140°C
impeller type	open / closed
max. free passage	25 mm
max. speed	variable
Technical specifications	
materials wetted parts	316L or similar
mechanical seal configuration	single
available material O-ring	EPDM, FKM
connections	hygienic fittings
surface finish	hygienic quality, internal welds hand polished + electropolished (casing 0.8 µm - impeller 3.2 µm except for MFP series)
drive	hydraulic motor or electromotor
certificates & legislation	

Performance curves at 1450 rpm

RMO



In practice pumps are operating at lower or higher speed depending on the application.